



Sensor-CT, Current Transformer

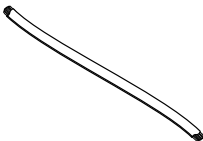
Quick Reference Guide for PN 953507
SD-440 / 52017



MOUNTING INSTRUCTIONS

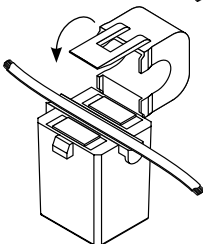
1

Locate one leg of the defrost heating circuit.

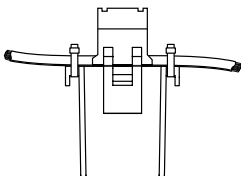


2

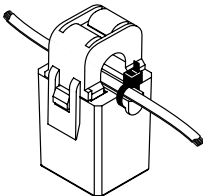
Clamp current transformer onto the conductor.



3



Apply 0.1" wide zip-ties to secure Current Transformer to line.



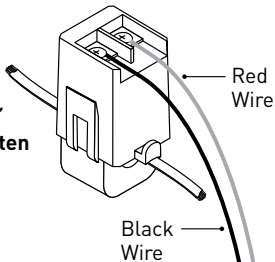
WIRING INSTRUCTIONS SENSOR-CT

1

Ensure power is removed from the Case Control.

2

Remove cover and use 22-24 AWG wire to attach leads to "L" and "k" on the Current Transformer. (Tighten to 10-12 in-lbs.) Replace cover.



3

Route and install leads to Case Control (3-1/2 in-lbs max. torque).

Case Control

